

CT - 300

Manual Sectioning Machine

SECTIONING



2024
10 / 11

TROJAN (SUZHOU) MATERIAL TECHNOLOGY CO.,LTD


CT - 300 Manual Sectioning Machine

CT-300 is a user-friendly and powerful manual cutting machine. It is designed for cutting samples of various shapes, sizes, and complex materials. The upward-sliding safety door allows quick and easy sample placement. Equipped with a robust motor and an ergonomically designed cutting arm, it ensures efficient and stable cutting. Simple to operate and easy to learn.



Features:

- ◆ High-power 5.5kW motor for efficient and effortless cutting;
- ◆ Cast aluminum base and integrated worktable provide strong rigidity for stable cutting;
- ◆ Spacious worktable and operating area for faster and easier sample clamping;
- ◆ Simple and intuitive control panel for quick and easy operation;
- ◆ Larger cooling pipes for more effective cooling.











Control Panel Introduction:





Technical Data:

Model		CT-300
Cutting wheel	Speed	2000-2500rpm
	Diameter	Φ300mm/Φ350mm
	Wheel flange size	Φ32mm
Cutting capacity @Φ300	Diameter	Φ100mm
	Height x Length	90x130mm
	Cutting length	240mm
Table	Size (WxD)	385x330mm (X-direction travel can be extended: 430x330mm)
	T-slot	12mm
Electric	Input	3x380V/50Hz+Earth wire(E) (Optional voltage: 3x220V)
	Cutting power	5.5KW
	Current, normal load	10A
Safety	Emergency stop	Press to cut off the control circuit and main power
	Safety door lock	When it is running, the door is locked and cannot be opened
	Overload	LED flashing when current is exceeded
Cooling system	Capacity	65L
	Dimension (WxDxH)	400x600x630mm
	Interface	Inlet : Φ19 mm hose; Outlet: Φ38 mm hose
	Flow rate	100L/min
Exhaust system (Optional)	Exhaust volume	10m³/h
	Control method	ON, OFF, Auto
Advanced Features	X-axis table	Stroke: 50mm, precision: 0.1mm, hand wheel movement
	Double blade	Optional function: slice thickness can be customized
Dimension	WxDxH	907*1067*1530(closed) 907*1067*1974(open)
Weight		285kg

Standard Accessories:

1	Recirculating cooling and filter system		Capacity: 65L, pump and filtration system included	1set
2	Handlebar style fast fixture		S300L/R	1set
3	Open-end wrench		30mm open-end wrench + 8mm diameter pin	1set
4	Allen key		8mm Allen key	1pc
5	Locking flange and blot		Locking bolt and flanges	1set
6	Inlet hose		Φ19mm Rubber pipe 1.5m	1pc
7	Drain hose		Φ38mm Hose	1pc
8	Abrasive Wheels		A603020 (300*32*2.0) A503020 (300*32*2.0)	5pcs each


Optional Accessories:

1	Large Vertical clamp		H400
2	Fast vise		F300L/R
3	Padding block for vertical vise		H400-BLOCK
4	Extend arm		H400-EX

Related Consumables & Accessories:



Abrasive Wheels



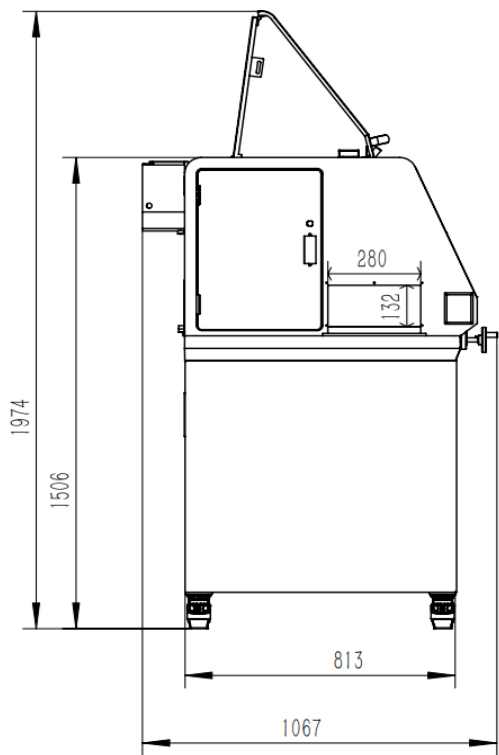
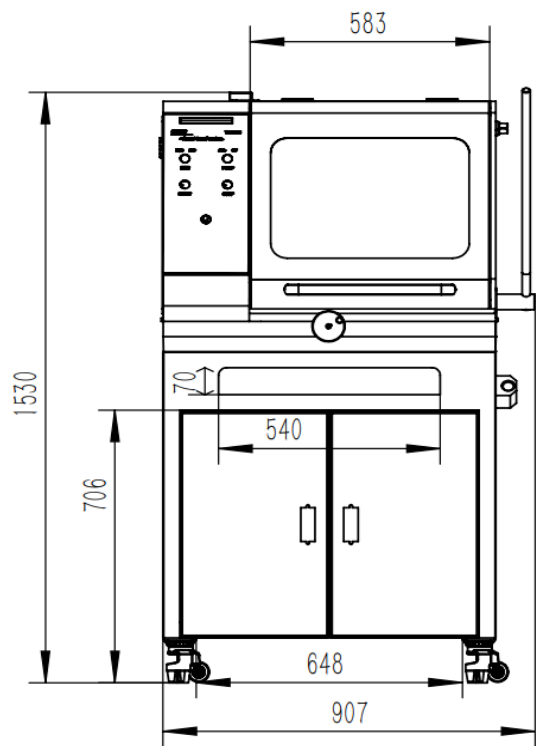
Diamond/CBN Cut Off Wheels



Coolant

Dimension Figure

Unite: mm



Purchase list:

Abrasive Wheels:

01.01.160	A60 Alumina Abrasive Wheels (Very hard ferrous metals)	A603020	300*32.0*2.0mm	10pcs
01.01.260	A50 Alumina Abrasive Wheels (Medium hard ferrous metals)	A503020	300*32.0*2.0mm	10pcs
01.01.360	A30 Alumina Abrasive Wheels (Soft ferrous metals)	A303020	300*32.0*2.0mm	10pcs
01.02.460	S20 Abrasive Cut Off Wheels (Non-ferrous soft metals)	S203020	300*32.0*2.0mm	10pcs

Diamond/CBN Cut Off Wheels:

01.03.570	DP Electroplated Diamond Cut Off Wheels	DP303220	300*32.0*2.0mm	1PC
01.04.670	DR Resin-Bonded Diamond Cut Off Wheels	DR303220	300*32.0*2.0mm	1PC
01.05.770	DM Metal-Bonded Diamond Cut Off Wheels	DM303220	300*32.0*2.0mm	1PC
01.10.970	CBN-M BoronNitride Cut Off Wheels	CBN-M303220	300*32.0*2.0mm	1PC

Coolant:

01.07.810/820	TJ 1220 Cutting Coolant	1L/5L
01.07.857/860	TJ 1410 Cutting Coolant	1L/5L
01.07.890/900	TJ 1506 Cleaner	1L/5L



TROJAN (SUZHOU) MATERIAL TECHNOLOGY CO.,LTD

Tel: +86-512-65283666

Email: sales@trojanchina.com

Web: www.trojanworld.com

Add: Building 26, No.228 Gongtang Road, Luzhi Town, Wuzhong Suzhou, China

